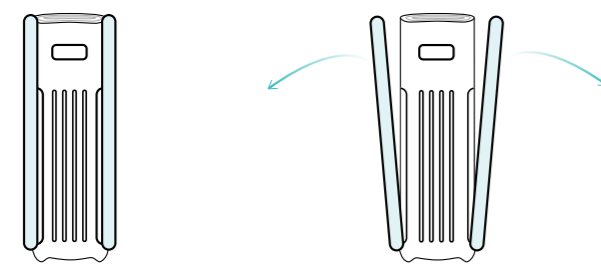




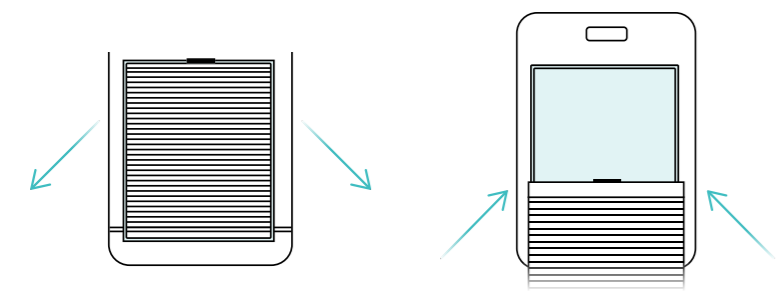
# Step 1

## Prepare Your Filters

Gently remove both side panels.



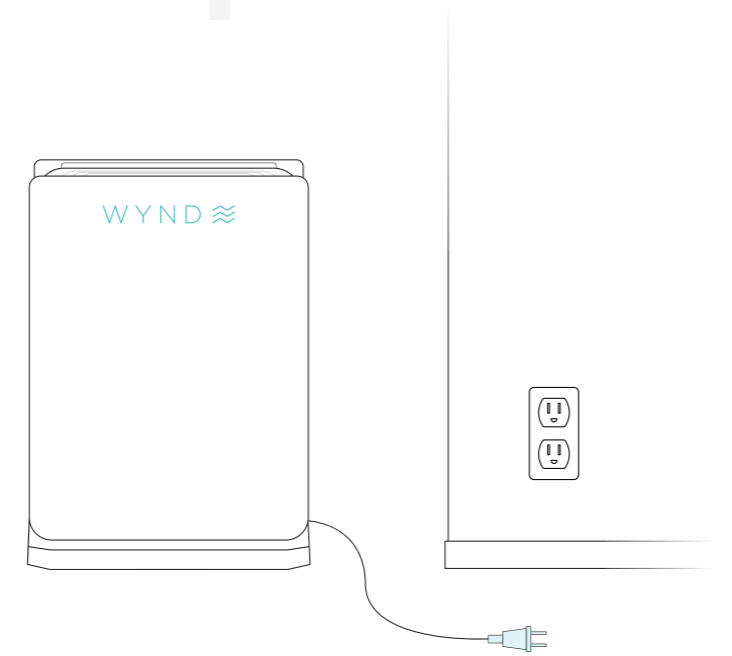
Remove, unwrap, and reinsert filters. Then reattach the panels.



Replace filters every 12 months.

# Step 2

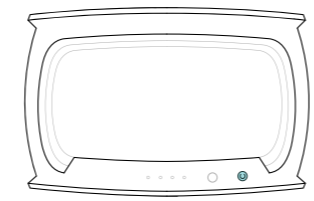
## Plug in Your Home Purifier



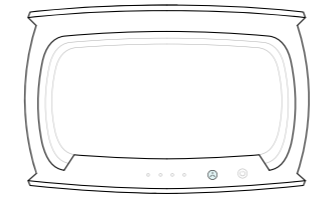
For those outside the US, install the relevant cable or adapter.

# Step 3

## Controlling Your Home Purifier



**Tap** the power button to turn on your purifier.  
**Hold** the power icon for 3 seconds to connect to WiFi, enabling pairing to your smart devices. Your WiFi icon should blink when it is in pairing mode.



**Tap** the fan icon to switch between auto, low, medium, and max fan speeds.  
**Hold** the fan icon for 3 seconds to switch on and off night mode, which will turn off the sound and LED lights. Your display icon should turn on and off to indicate display status.

# Pair

## Pair with Smart Devices

Download the Wynd App to pair your Wynd Home Purifier with your other smart devices.



The Wynd Home Purifier is compatible with Alexa, Honeywell Home, and more. To see all smart device integrations, open the app.

# Specs

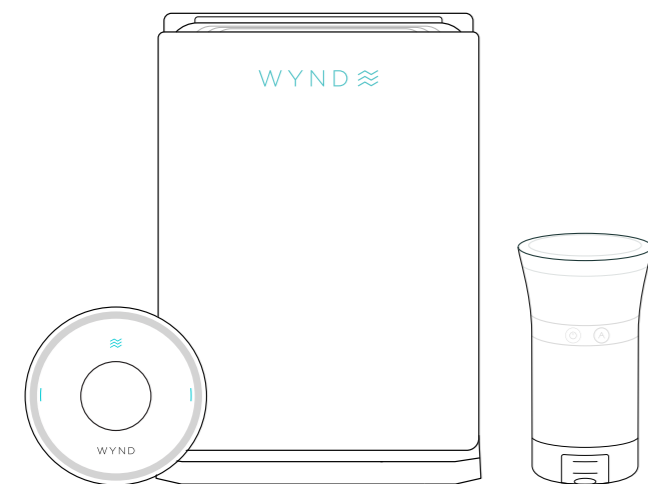
<b>PM CADR</b>	537m <sup>3</sup> /h 316 ft <sup>3</sup> /min
<b>Formaldehyde CADR</b>	200 m <sup>3</sup> /h 118 ft <sup>3</sup> /min
<b>Area covered</b>	365.76 m <sup>2</sup> 1,200 ft <sup>2</sup>
<b>Noise</b>	Less than 65dB
<b>Weight</b>	10.4Kg 23 lbs
<b>Dimensions</b>	43.9cm x 25.9cm x 60.9cm 17.3in x 10.2in x 24in
<b>Filter lifetime</b>	12 months
<b>Power input</b>	<b>(US)</b> 110V, 60Hz <b>(Intl.)</b> 100-240V, 50-60Hz



# Family

## Welcome to the Wynd Family

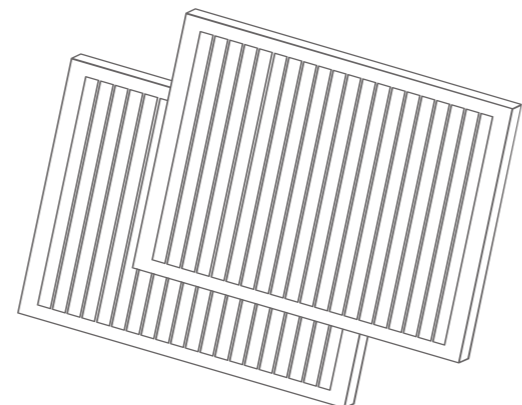
Now you and your loved ones can enjoy clean air at home. If you'd like to learn more about our clean air solutions please visit us at: [www.hellowynd.com](http://www.hellowynd.com)



# Filters

## Want More?

Sign up for a filter subscription at: <https://shop.hellowynd.com/collections/products>



Don't forget to replace your filters!

# Support

## We're Here to Help

Questions or feedback  
[support@hellowynd.com](mailto:support@hellowynd.com)

Warranty details  
[hellowynd.com/warranty](http://hellowynd.com/warranty)

Detailed instructions  
[hellowynd.com/instructions](http://hellowynd.com/instructions)



Any changes or modifications not expressly approved by the party responsible for compliance could void the user's authority to operate the equipment.

This device complies with part 15 of the FCC Rules. Operation is subject to the following two conditions:

- (1) This device may not cause harmful interference, and
- (2) This device must accept any interference received, including interference that may cause undesired operation.

**Note:**  
This equipment has been tested and found to comply with the limits for a Class B digital device, pursuant to part 15 of the FCC Rules. These limits are designed to provide reasonable protection against harmful interference in a residential installation. This equipment generates, uses and can radiate radio frequency energy and, if not installed and used in accordance with the instructions, may cause harmful interference to radio communications. However, there is no guarantee that interference will not occur in a particular installation. If this equipment does cause harmful interference to radio or television reception, which can be determined by turning the equipment off and on, the user is encouraged to try to correct the interference by one or more of the following measures:

- Reorient or relocate the receiving antenna.
- Increase the separation between the equipment and receiver.
- Connect the equipment into an outlet on a circuit different from that to which the receiver is connected.
- Consult the dealer or an experienced radio/TV technician for help.

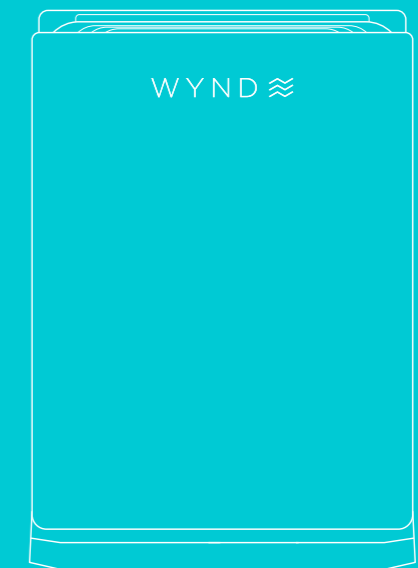
**FCC Radiation Exposure Statement:**  
This equipment complies with FCC radiation exposure limits set forth for an uncontrolled environment. This transmitter must not be co-located or operating in conjunction with any other antenna or transmitter.

**Other Statement:**  
The charging cable provided is a supplemental free item and is not part of the Wynd product purchased.

**Operating Frequency Band:**  
Air purifier unit: 2.4 GHz  
Max. of transmit power +16 +/-2dBm



## Set up your Wynd Home Purifier in 3 easy steps



Step 1 →

